


Indulge Your Furry Friend with Delightful Dessert Recipes: Pet Food 16

A Culinary Adventure for the Special Palates

Prepare to embark on a culinary journey designed to tantalize the taste buds of your beloved companion. Pet Food 16 Dessert Recipes To Make You Smile is not just a cookbook; it's a testament to the enduring bond between humans and animals, expressed through the art of cooking.

A Sweet Treat for Every Occasion

Whether you're celebrating a special occasion or simply want to show your furry friend how much you care, Pet Food 16 offers a delectable array of desserts that will make their tails wag with joy. From classic favorites like Peanut Butter Banana Bites to more sophisticated creations such as Pumpkin Pie Pupcakes, there's something to satisfy every craving.



Pet Food: 16 Dessert Recipes to Make You Smile

by Aaron Johnson

★★★★☆ 4.3 out of 5

Language : English
File size : 7058 KB
Text-to-Speech : Enabled
Screen Reader : Supported
Enhanced typesetting : Enabled
Word Wise : Enabled
Print length : 40 pages
Lending : Enabled



Nutritional Goodness, Culinary Delight

Each recipe has been carefully crafted to provide both culinary pleasure and nutritional value for your pet. Using wholesome ingredients and avoiding harmful additives, Pet Food 16 ensures that your four-legged friend can enjoy these treats guilt-free.



Chocolate Peanut Butter Banana Bites

- **1 ripe banana, mashed**
- **1/2 cup unsweetened peanut butter**
- **1/4 cup carob or unsweetened cocoa powder**


Combine all ingredients in a bowl and mix well. Form into bite-sized pieces and freeze for at least 2 hours before serving.



Pumpkin Pie Pupcakes

- **1 cup pumpkin puree**
- **1/2 cup whole wheat flour**
- **1/4 cup plain yogurt**
- **1 egg**
- **1/2 teaspoon pumpkin pie spice**

Preheat oven to 350°F (175°C). Line a muffin tin with paper liners. In a bowl, combine all ingredients and mix well. Fill muffin cups halfway and bake for 20-25 minutes, or until a toothpick inserted into the center comes out clean.



Frozen Fruit and Veggie Pops

- **1 cup mashed banana**
- **1 cup mashed sweet potato**
- **1/2 cup chopped carrots**
- **1/2 cup chopped blueberries**

Combine all ingredients in a blender and puree until smooth. Pour the mixture into ice cube trays or popsicle molds and freeze for at least 4 hours before serving.

Beyond the Recipes: A Deeper Connection

Pet Food 16 is more than just a cookbook. It's an invitation to explore the profound bond you share with your furry companion. Through the act of cooking and sharing these delectable treats, you'll strengthen your connection and create lasting memories that will warm your heart for years to come.

Indulge in the Sweetness of Love

With Pet Food 16 Dessert Recipes To Make You Smile, you can elevate the ordinary into the extraordinary. Prepare these culinary delights, watch your pet's eyes light up with joy, and bask in the unconditional love that only a furry friend can provide.

Free Download your copy of Pet Food 16 today and embark on a culinary adventure that will create memories to last a lifetime.



Pet Food: 16 Dessert Recipes to Make You Smile

by Aaron Johnson

★★★★☆ 4.3 out of 5

Language : English

File size : 7058 KB

Text-to-Speech : Enabled

Screen Reader : Supported

Enhanced typesetting : Enabled


Word Wise : Enabled

Print length : 40 pages

Lending : Enabled


FREE

DOWNLOAD E-BOOK



Unlock National Biology Success: The Ultimate Guide to Ace Your Exams

Mastering the Fundamentals: A Comprehensive Overview of Key Concepts The National Biology Success Guide provides a thorough exploration of the fundamental principles of...



AC/DC: The Early Years with Bon Scott – A Thunderstruck Journey into the Electrifying Foundation of an Iconic Rock Band

In the annals of rock and roll history, few bands have left an indelible mark on the hearts and souls of music lovers quite like AC/DC. Their electrifying anthems, thunderous...