


Color Atlas Synopsis of Clinical Ophthalmology: A Visual Revolution in Eye Care



Cornea: Color Atlas & Synopsis of Clinical Ophthalmology (Wills Eye Hospital Series) (Color Atlas of Synopsis of Clinical Ophthalmology)

by Christopher J. Rapuano

★★★★☆ 4.3 out of 5

Language	: English
File size	: 48366 KB
Text-to-Speech	: Enabled
Screen Reader	: Supported
Enhanced typesetting	: Enabled
Print length	: 321 pages
Paperback	: 196 pages
Item Weight	: 14.4 ounces
Dimensions	: 6.65 x 0.51 x 9.41 inches



Step into the Realm of Clinical Eye Examination

The Color Atlas Synopsis of Clinical Ophthalmology, a groundbreaking publication from the esteemed Wills Eye Hospital Series Color, is a visual encyclopedia that empowers ophthalmologists, residents, and students with an unprecedented level of understanding and diagnostic clarity.

Through its meticulously curated collection of over 1,500 high-resolution images and illustrations, this atlas brings the intricacies of eye diseases

and clinical findings to life, providing a comprehensive visual reference that transforms the way you approach eye care.

Unveiling the Secrets of Ocular Conditions

Organized according to anatomical site, the atlas covers a vast spectrum of ocular conditions, including:

- External eye diseases
- Cornea and sclera disFree Downloads
- Cataract and lens abnormalities
- Glaucoma and optic nerve diseases
- Retina and vitreous pathologies
- Oculoplastic and orbital disFree Downloads

Each condition is illustrated with stunning clarity, showcasing a diverse range of clinical presentations and providing detailed descriptions of their characteristics, differential diagnoses, and management strategies.

Precision and Clarity for Accurate Diagnoses

The Color Atlas Synopsis of Clinical Ophthalmology goes beyond mere illustrations; it offers a wealth of expert insights into the clinical presentations of various eye diseases. The high-quality images are accompanied by concise yet comprehensive text, ensuring that you can quickly and confidently make accurate diagnoses.

The atlas is a valuable tool for both novice learners and seasoned professionals, providing a solid foundation in ophthalmic diagnosis and a

quick reference guide for daily practice.

The Wills Eye Hospital Legacy of Excellence

The Color Atlas Synopsis of Clinical Ophthalmology is a testament to the world-renowned expertise of Wills Eye Hospital, a global leader in ophthalmology. The authors, a team of highly experienced ophthalmologists, have meticulously compiled this visual masterpiece, drawing upon their extensive clinical experience and research.

As part of the Color series from Wills Eye Hospital, this atlas upholds the tradition of excellence and innovation that has made these publications essential resources for eye care professionals worldwide.

Empowering the Next Generation of Eye Care Providers

The Color Atlas Synopsis of Clinical Ophthalmology is an invaluable resource for students and residents seeking to excel in the field of ophthalmology. It provides a comprehensive overview of ocular diseases, enabling learners to develop a strong foundation in visual diagnosis.

The atlas also serves as a practical guide for practicing ophthalmologists, offering a convenient and visually engaging reference for quick consultation during patient encounters.

Visual Insights for Enhanced Patient Care


In the realm of patient care, the Color Atlas Synopsis of Clinical Ophthalmology is an unparalleled tool. The detailed images and expert insights empower clinicians to effectively communicate the complexities of eye diseases to their patients, fostering trust and informed decision-making.

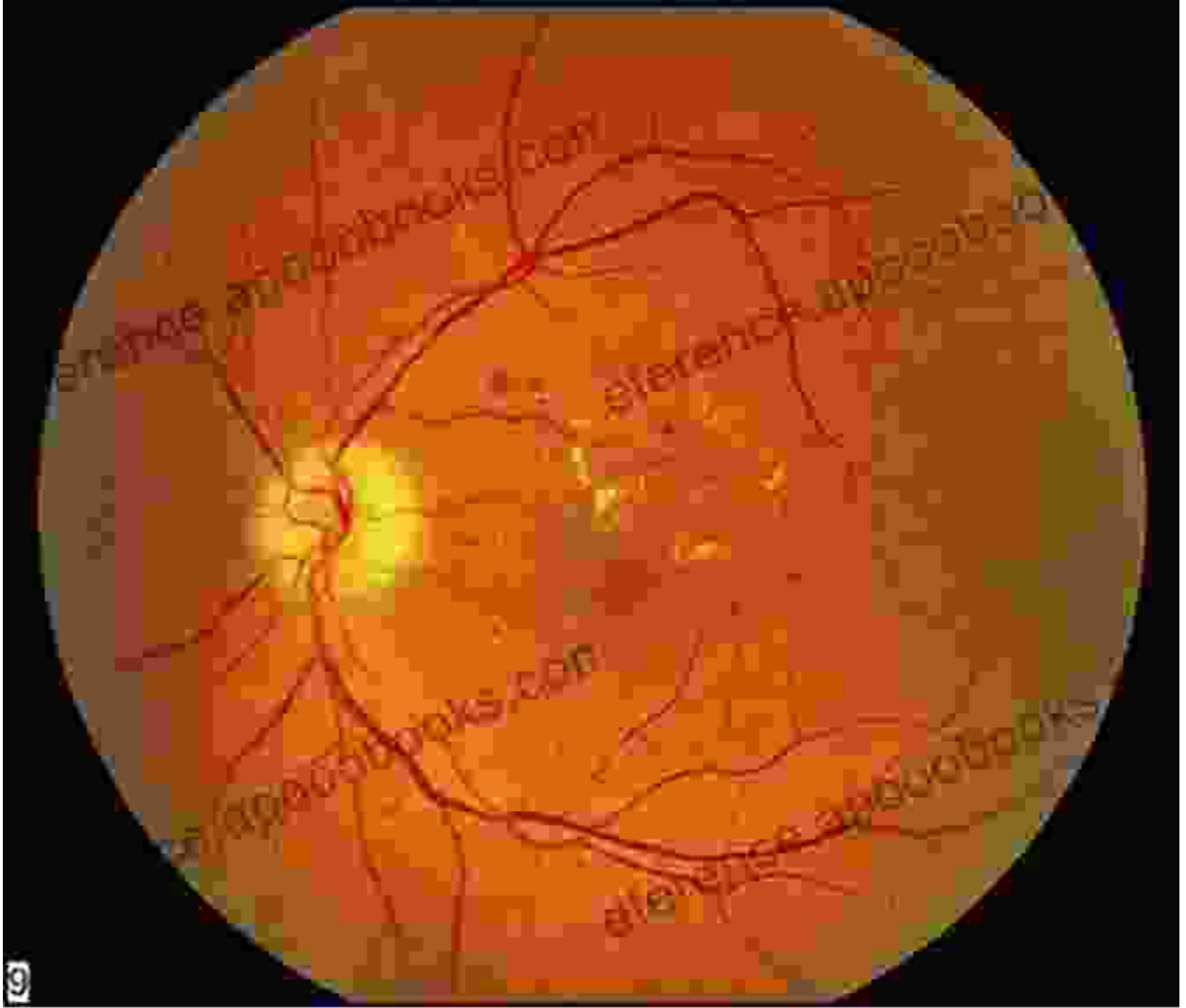
By using this atlas, eye care professionals can provide patients with a clear understanding of their conditions, treatment options, and expected outcomes, leading to improved patient satisfaction and overall healthcare outcomes.

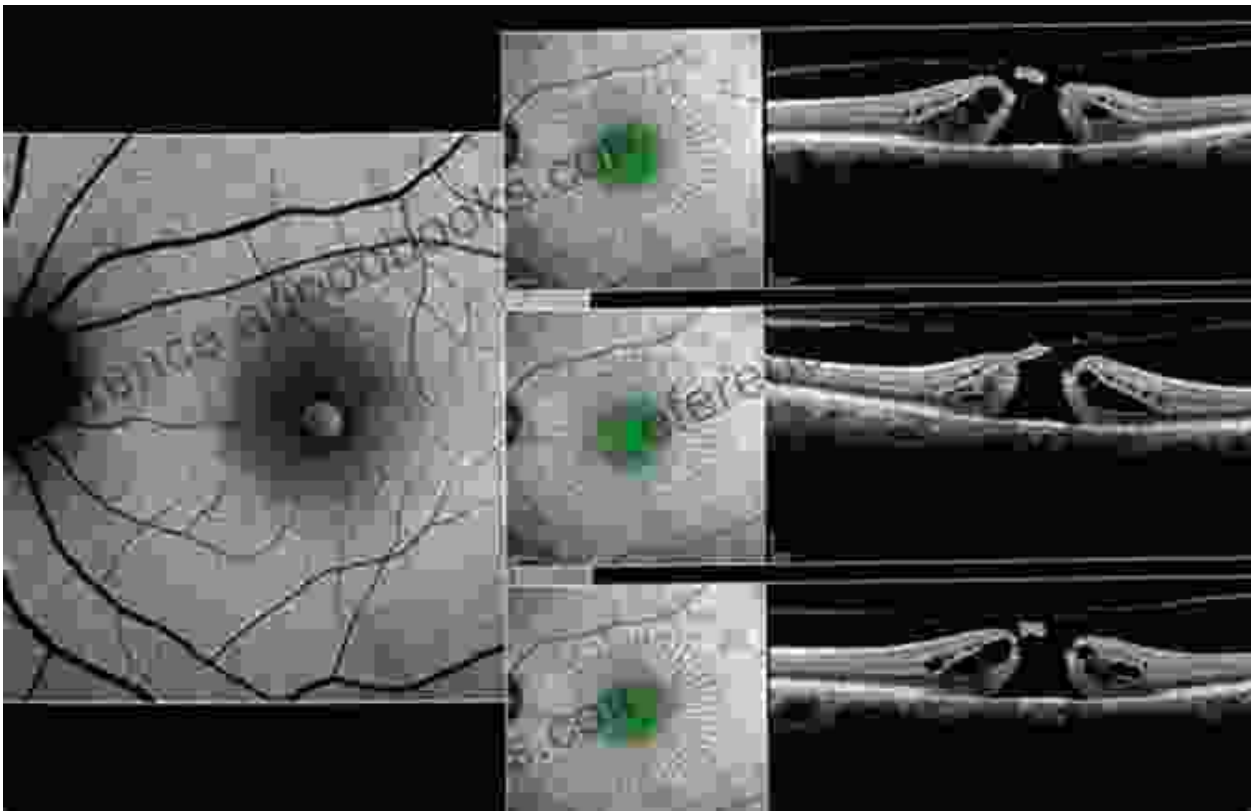
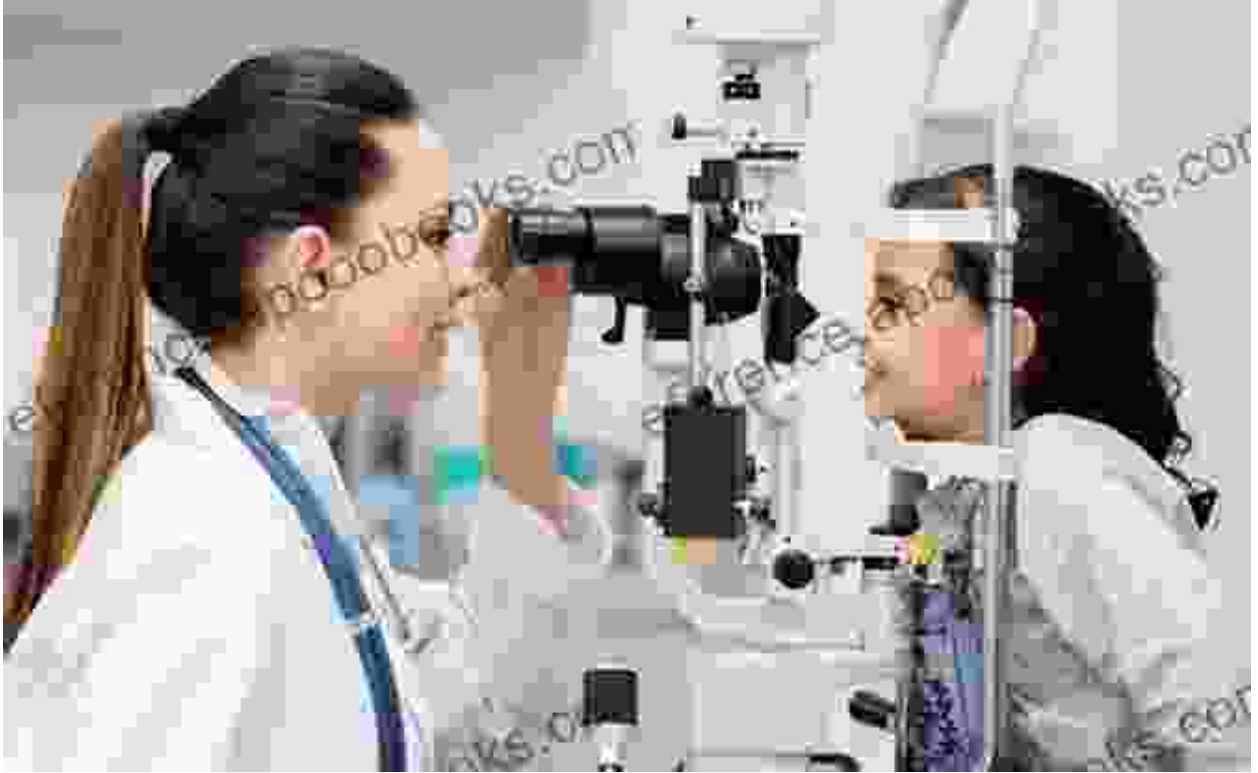
Free Download Your Copy Today

Embark on a visual journey into the world of ophthalmology with the Color Atlas Synopsis of Clinical Ophthalmology. This groundbreaking publication will revolutionize your approach to eye care, empowering you with the knowledge and confidence to provide exceptional patient care. Free Download your copy today and discover the unparalleled benefits of this visual masterpiece.

Image Gallery:








References:

1. Wills Eye Hospital. (2022). Color Atlas Synopsis of Clinical Ophthalmology. Lippincott Williams & Wilkins.
2. American Academy of Ophthalmology. (2023). Wills Eye Hospital Series Color. <https://www.aao.org/publications/books/wills-eye-hospital-series-color>




Cornea: Color Atlas & Synopsis of Clinical Ophthalmology (Wills Eye Hospital Series) (Color Atlas of Synopsis of Clinical Ophthalmology)

by Christopher J. Rapuano

★★★★☆ 4.3 out of 5


Language : English
File size : 48366 KB
Text-to-Speech : Enabled
Screen Reader : Supported
Enhanced typesetting : Enabled
Print length : 321 pages
Paperback : 196 pages
Item Weight : 14.4 ounces
Dimensions : 6.65 x 0.51 x 9.41 inches





Unlock National Biology Success: The Ultimate Guide to Ace Your Exams

Mastering the Fundamentals: A Comprehensive Overview of Key Concepts The National Biology Success Guide provides a thorough exploration of the fundamental principles of...



AC/DC: The Early Years with Bon Scott – A Thunderstruck Journey into the Electrifying Foundation of an Iconic Rock Band

In the annals of rock and roll history, few bands have left an indelible mark on the hearts and souls of music lovers quite like AC/DC. Their electrifying anthems, thunderous...