

# Beginner Introduction to the Canon EOS Rebel T3i/600D: Unleash Your Inner Photographer


Welcome to the exciting world of photography with the Canon EOS Rebel T3i/600D! This beginner-friendly DSLR camera is designed to ignite your passion for capturing life's precious moments with ease and precision.

## Key Features:

- 18.0 megapixel CMOS sensor for sharp, detailed images
- 9-point autofocus system for quick and accurate focusing
- 3.0-inch vari-angle LCD screen for flexible composition and viewing
- Full HD video recording at 1080p for cinematic storytelling
- Compact and lightweight design for comfortable handling

## Getting Started:

Embark on your photography journey by familiarizing yourself with the essential components of the Canon EOS Rebel T3i/600D:



## Beginner's Introduction to the Canon EOS Rebel T3i / 600D by Mike Tinder

★★★★☆ 4.1 out of 5

Language : English  
File size : 416 KB  
Text-to-Speech : Enabled  
Enhanced typesetting : Enabled  
Print length : 19 pages  
Lending : Enabled



## Understanding the Camera Body:



1. **Lens Mount:** Connects the camera to interchangeable lenses.

2. **Mode Dial:** Selects shooting modes (e.g., Auto, Manual).
3. **Shutter Button:** Captures images.
4. **Control Dial:** Adjusts camera settings (e.g., aperture, shutter speed).
5. **LCD Screen:** Displays camera information and images.

### Essential Controls:



1. **Power Switch:** Turns the camera on/off.
2. **Playback Button:** Reviews captured images.
3. **Menu Button:** Accesses camera settings and options.

4. **Multi-function Button:** Customizes camera functions (e.g., autofocus, exposure compensation).
5. **Exposure Compensation Dial:** Adjusts exposure (brightness).

## **Mastering Camera Settings:**

### **Understanding Exposure:**

Exposure refers to the amount of light that reaches the camera's sensor. Mastering exposure is crucial for capturing well-balanced images.

- **Aperture:** The size of the opening in the lens, controlling depth of field.
- **Shutter Speed:** The duration the shutter remains open, controlling motion blur.
- **ISO:** The camera's sensitivity to light, affecting image brightness and noise.

### **Exposure Modes:**

The Canon EOS Rebel T3i/600D offers various exposure modes to suit different shooting scenarios:

- **Auto Mode:** Camera automatically sets aperture, shutter speed, and ISO for point-and-shoot simplicity.
- **Manual Mode:** Provides complete control over all exposure settings for advanced photography.
- **Aperture Priority Mode:** Allows adjustment of depth of field while the camera sets shutter speed and ISO.

- **Shutter Priority Mode:** Enables control of motion blur while the camera determines aperture and ISO.

## **Image Composition Techniques:**

Beyond technical settings, image composition plays a vital role in creating visually appealing photographs.

### **Rule of Thirds:**

Imagine a grid of nine equal rectangles over your image. Position key elements at the intersections or along the lines for a balanced composition.

### **Leading Lines:**

Use natural lines (e.g., roads, fences) to draw the viewer's eye into the image and towards the subject.

### **Negative Space:**

Surrounding the subject with empty space can create a sense of isolation and emphasize its significance.

## **Photography Techniques:**

### **Portrait Photography:**

Create flattering portraits by using a wide aperture (low f-number) for a blurred background and focusing on the subject's eyes.

### **Landscape Photography:**

Capture breathtaking landscapes by using a small aperture (high f-number) for maximum depth of field and choosing a focal length that suits the scene's scale.


## Macro Photography:

Explore the intricate details of small subjects by using a macro lens and getting close to your object.

:

The Canon EOS Rebel T3i/600D is an exceptional camera for beginners embarking on their photography journey. Its ease of use, powerful features, and the wealth of knowledge available will empower you to capture stunning images and develop your skills as a photographer.

Embrace the joys of photography with the Canon EOS Rebel T3i/600D and unlock your creative potential. As you explore the world through the lens, may this guide serve as a beacon of inspiration and knowledge, leading you to the pinnacle of photographic excellence.



### Beginner's Introduction to the Canon EOS Rebel T3i /

**600D** by Mike Tinder


★★★★☆ 4.1 out of 5

Language : English  
File size : 416 KB  
Text-to-Speech : Enabled  
Enhanced typesetting : Enabled  
Print length : 19 pages  
Lending : Enabled  
Screen Reader : Supported

FREE


DOWNLOAD E-BOOK





## **Unlock National Biology Success: The Ultimate Guide to Ace Your Exams**

Mastering the Fundamentals: A Comprehensive Overview of Key Concepts The National Biology Success Guide provides a thorough exploration of the fundamental principles of...



## **AC/DC: The Early Years with Bon Scott – A Thunderstruck Journey into the Electrifying Foundation of an Iconic Rock Band**

In the annals of rock and roll history, few bands have left an indelible mark on the hearts and souls of music lovers quite like AC/DC. Their electrifying anthems, thunderous...